



eBooks Computer Guide

CDD Information Network Library




1. Download the Free App

To read 3M eBooks on your computer you need to download the 3M desktop app. Go directly to the 3M link: www.3m.com/us/library/eBook Select the correct operating system from the left side of the page and follow the installation prompts. Click on *Download App*.



2. Log in

- When you open the app, select your country and state. Select **UNM CDD Information Network Library**.
- The Library Card ID and PIN/Password is your **CDD Library 4-digit library patron number**. It is the same number for both unless you change the password. The app will remember these unless you log out of your account.
- **If you do not remember your 4-digit number, call the CDD Library at 505-272-0281 and we will look it up for you. If you are not a library patron, contact the library or register through the CDD Library Catalog.**
- *Accept* the license agreement. You may now access CDD Library 3M eBooks!
- Log out through the *MyBooks* tab and then *Account Profile*.

3. Search, Check Out, Place Holds, & Return Items

- **Search:** After opening the 3M app, search for an eBook by:
 - ✓ Looking through the collections located in the **Featured** tab, or
 - ✓ Using the **magnifying glass**  to access the search bar, or
 - ✓ Browsing the collection by clicking the **Browse** tab.Click on an eBook cover to read its detailed summary.
- **Check Out:** Click on the eBook cover. Then click *Borrow*. The eBook will download into your *MyBooks* tab. Once it is downloaded, click the eBook cover to read!
 - ✓ Check out up to 3 eBooks for 3 weeks each.
- **Place Holds:** If an eBook does not have a *Borrow* button, it is currently being used or on hold by another user(s).
 - ✓ To put an eBook on hold, click *Add To Hold List*. The *MyBooks* tab will list the number of days until the eBook will be put into your *Currently Reading* list.
- **Return:** After 3 weeks the eBook will be automatically returned and removed from your list. To return an eBook early, go to your *MyBooks* tab. Click on *List View* in the top right corner. Find the eBook you wish to return, click on the *Return* button. A window will open. Click *Return* again.

4. Helpful Tips When Reading 3M eBooks

- The **i** icon gives you the book Description, Table of Contents, saved Bookmarks, and a list of Similar Books.
- The  icon will open a **search** window to find a certain word or phrase.
- The **A A** icons will allow you to change the **text size**.
- The  icon **bookmarks** the page you are currently on.

